

DUAL POLARITY HIGH VOLTAGE MODULES

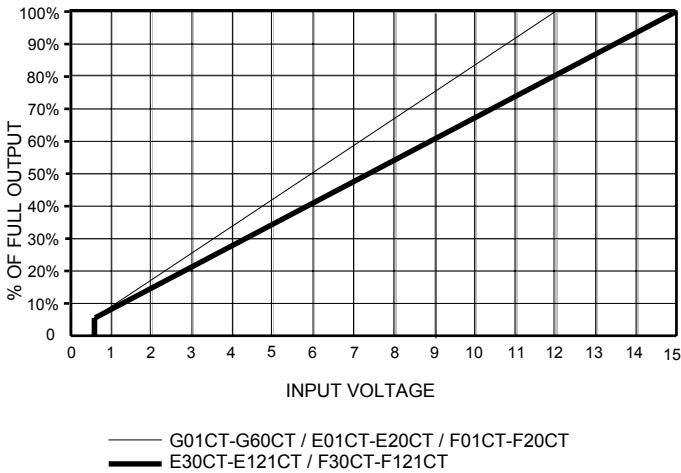
0 to + and - 50 through + and - 6000 VDC, @ 1.5, 3, and 10 Watts

CT SERIES



The CT Series is a line of compact high voltage modules that provide + and - 50 volts through + and - 6000 volts at 1.5w, 3w, and 10 watts*¹ with an output center tap feature which, when grounded, provides both positive and negative high voltage outputs from one, compact, low cost module. All CT models feature an isolated output, low ripple, and low EMI/RFI by incorporating a quasi-sinewave oscillator, fully enclosed transformer, low leakage current and input/output filtering. Positive and negative load currents can be balanced to keep positive and negative voltages approximately equal. Call, fax or e-mail with your requirements for immediate attention. Technical assistance is readily available.

TYPICAL INPUT vs. OUTPUT VOLTAGES



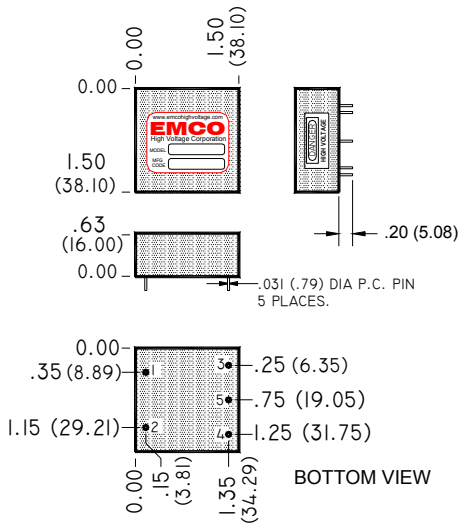
- *Notes
1. At Maximum Rated Output Voltage
 2. Measured between the + and - output terminals.
 3. Output Voltage is load dependent. Under light or no load conditions, reduce input voltage so maximum rated output voltage is not exceeded.
 4. Specifications after 30 minute warm-up, full load, at 25°C unless otherwise noted.
 5. The rated output current is available at full output voltage and must be derated proportionally as the input voltage decreases. For example: a 500V, 1.5W unit, rated at 3mA at 500V will provide 1.5mA at 250V out.

MODEL ⁺⁴	POWER	OUTPUT ⁺³ VOLTAGE	OUTPUT ⁺⁵ CURRENT	INPUT VOLTAGE	INPUT ⁺¹ CURRENT (NO LOAD)	INPUT ⁺¹ CURRENT (FULL LOAD)	RIPPLE ⁺² P-P
G01CT	1.5w	0 to +/- 50v	15 mA	0 to 12v	<100 mA	<250 mA	<1.75 %
G02CT		0 to +/- 100v	7.5 mA	0 to 12v	<100 mA	<250 mA	<0.75 %
G03CT		0 to +/- 150v	5 mA	0 to 12v	<100 mA	<250 mA	<0.75 %
G04CT		0 to +/- 200v	3.75 mA	0 to 12v	<100 mA	<250 mA	<0.10 %
G05CT		0 to +/- 250v	3 mA	0 to 12v	<100 mA	<250 mA	<0.02 %
G06CT		0 to +/- 300v	2.5 mA	0 to 12v	<100 mA	<250 mA	<0.10 %
G10CT		0 to +/- 500v	1.5 mA	0 to 12v	<100 mA	<250 mA	<0.10 %
G12CT		0 to +/- 600v	1.25 mA	0 to 12v	<150 mA	<275 mA	<0.10 %
G15CT		0 to +/- 750v	1 mA	0 to 12v	<125 mA	<275 mA	<0.50 %
G20CT		0 to +/- 1000v	0.75 mA	0 to 12v	<165 mA	<275 mA	<0.50 %
G25CT		0 to +/- 1250v	0.6 mA	0 to 12v	<125 mA	<275 mA	<1.0 %
G30CT		0 to +/- 1500v	0.5 mA	0 to 12v	<125 mA	<300 mA	<1.0%
G40CT	0 to +/- 2000v	0.37 mA	0 to 12v	<125 mA	<300 mA	<1.0 %	
G50CT	0 to +/- 2500v	0.3 mA	0 to 12v	<125 mA	<300 mA	<2.0 %	
G60CT	0 to +/- 3000v	0.25 mA	0 to 12v	<125 mA	<300 mA	<2.0 %	
E01CT	3w	0 to +/- 50v	30 mA	0 to 12v	<175 mA	<425 mA	<1.5%
E02CT		0 to +/- 100v	15 mA	0 to 12v	<125 mA	<400 mA	<0.25 %
E02-5CT		0 to +/- 125v	12 mA	0 to 12v	<125 mA	<400 mA	<0.75 %
E03CT		0 to +/- 150v	10 mA	0 to 12v	<125 mA	<400 mA	<1.0 %
E05CT		0 to +/- 250v	6 mA	0 to 12v	<150 mA	<400 mA	<0.02 %
E06CT		0 to +/- 300v	5 mA	0 to 12v	<175 mA	<400 mA	<0.1%
E07-5CT		0 to +/- 375v	4 mA	0 to 12v	<125 mA	<400 mA	<0.02 %
E08CT		0 to +/- 400v	3.75 mA	0 to 12v	<125 mA	<400 mA	<0.03 %
E10CT		0 to +/- 500v	3 mA	0 to 12v	<125 mA	<400 mA	<0.03 %
E12CT		0 to +/- 600v	2.5 mA	0 to 12v	<125 mA	<400 mA	<0.02 %
E15CT		0 to +/- 750v	2 mA	0 to 12v	<150 mA	<400 mA	<0.05 %
E20CT		0 to +/-1000v	1.5 mA	0 to 12v	<175 mA	<425 mA	<0.25 %
E30CT	0 to +/- 1500v	1 mA	0 to 15v	<175 mA	<400 mA	<0.25 %	
E40CT	0 to +/- 2000v	0.75 mA	0 to 15v	<175 mA	<400 mA	<0.50 %	
E50CT	0 to +/- 2500v	0.6 mA	0 to 15v	<175 mA	<400 mA	<0.50 %	
E60CT	0 to +/- 3000v	0.5 mA	0 to 15v	<175 mA	<400 mA	<0.50 %	
E70CT	0 to +/- 3500v	0.43 mA	0 to 15v	<175mA	<350 mA	<1.00 %	
E80CT	0 to +/- 4000v	0.25 mA	0 to 15v	<175 mA	<300 mA	<1.00 %	
E101CT	0 to +/- 5000v	0.2 mA	0 to 15v	<175 mA	<300 mA	<1.50 %	
E121CT	0 to +/- 6000v	0.16 mA	0 to 15v	<175 mA	<300 mA	<1.50 %	
F01CT	10w	0 to +/- 50v	100 mA	0 to 12v	<500 mA	<1.75 A	<1.0 %
F02CT		0 to +/- 100v	50 mA	0 to 12v	<500 mA	<1.5 A	<1.0 %
F03CT		0 to +/- 150v	33.3 mA	0 to 12v	<500 mA	<1.5 A	<1.0 %
F04CT		0 to +/- 200v	25 mA	0 to 12v	<500 mA	<1.5 A	<1.0 %
F05CT		0 to +/- 250v	20 mA	0 to 12v	<500 mA	<1.5 A	<0.1 %
F06CT		0 to +/- 300v	16 mA	0 to 12v	<500 mA	<1.5 A	<0.1 %
F08CT		0 to +/- 400v	12.5 mA	0 to 12v	<500 mA	<1.5 A	<0.1 %
F10CT		0 to +/- 500v	10 mA	0 to 12v	<500 mA	<1.5 A	<0.1 %
F12CT		0 to +/- 600v	8.33 mA	0 to 12v	<500 mA	<1.5 A	<0.1 %
F15CT		0 to +/- 750v	6.6 mA	0 to 12v	<500 mA	<1.5 A	<0.1 %
F20CT		0 to +/- 1000v	5 mA	0 to 12v	<500 mA	<1.5 A	<1.0 %
F30CT		0 to +/- 1500v	3.3 mA	0 to 15v	<500 mA	<1.5 A	<1.0 %
F40CT	0 to +/- 2000v	2.5 mA	0 to 15v	<500 mA	<1.5 A	<1.0 %	
F50CT	0 to +/- 2500v	2 mA	0 to 15v	<500 mA	<1.5 A	<1.0 %	
F60CT	0 to +/- 3000v	1.66 mA	0 to 15v	<500 mA	<1.5 A	<1.0 %	
F70CT	0 to +/- 3500v	1.5 mA	0 to 15v	<500 mA	<1.5 A	<2.5 %	
F80CT	0 to +/- 4000v	1.25 mA	0 to 15v	<500 mA	<1.5 A	<5.0 %	
F101CT	0 to +/- 5000v	1 mA	0 to 15v	<500 mA	<1.5 A	<5.0 %	
F121CT	0 to +/- 6000v	.834mA	0 to 15v	<500 mA	<1.5 A	<5.0 %	

e-mail sales@emcohighvoltage.com
 Web site www.emcohighvoltage.com

Phone (209) 267-1630 Fax (209) 267-0282
 70 Forest Products Road, Sutter Creek CA 95685

**G01CT
THRU
G20CT**

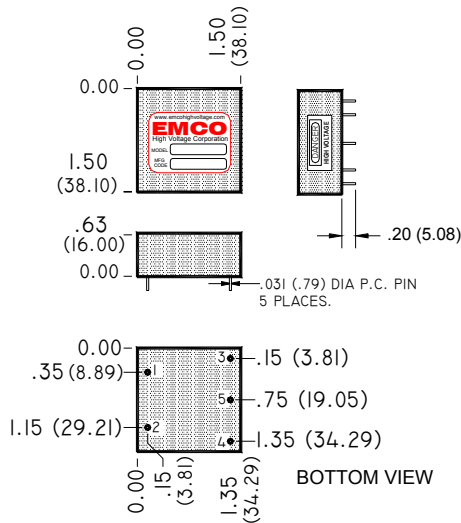


AVAILABLE OPTIONS

AB-External Mounting Box
 Epoxy: **A.** Low Outgassing (NASA approved per ASTM E-595-93)
B. UL 94 V0 flammability rating
 RoHS(- 'R' suffix denotes the product is designed to meet RoHS requirements i.e G20CTR)

WEIGHT: 1.5 oz. Approx. (42grams)
PACKAGING: Epoxy Encapsulated
CASE MATERIAL: Glass-filled epoxy
PINS: 0.031" Diameter(0.76), 0.2" Long(5.08)

**G25CT
THRU
G60CT**



AVAILABLE OPTIONS

AB-External Mounting Box
 Epoxy: **A.** Low Outgassing (NASA approved per ASTM E-595-93)
B. UL 94 V0 flammability rating
 RoHS(- 'R' suffix denotes the product is designed to meet RoHS requirements i.e G50CTR)

WEIGHT: 1.5 oz. Approx.(42grams)
PACKAGING: Epoxy Encapsulated
CASE MATERIAL: Glass-filled epoxy
PINS: 0.031" Diameter(0.76), 0.2" Long(5.08)

**E01CT
THRU
E60CT**

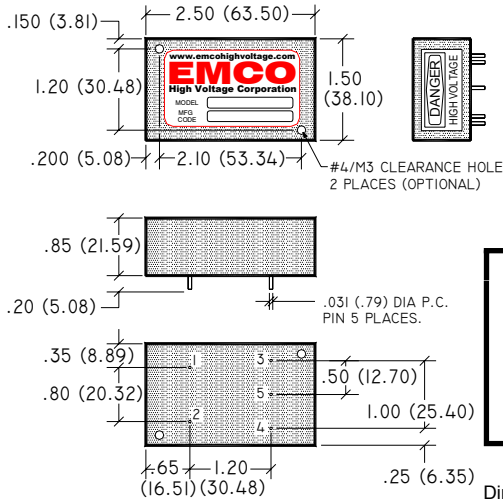


TABLE APPLIES TO ALL CASES

PIN #	FUNCTION
1	(+) Input
2	(-) Input
3	(+) Output
4	(-) Output
5	Output Center Tap

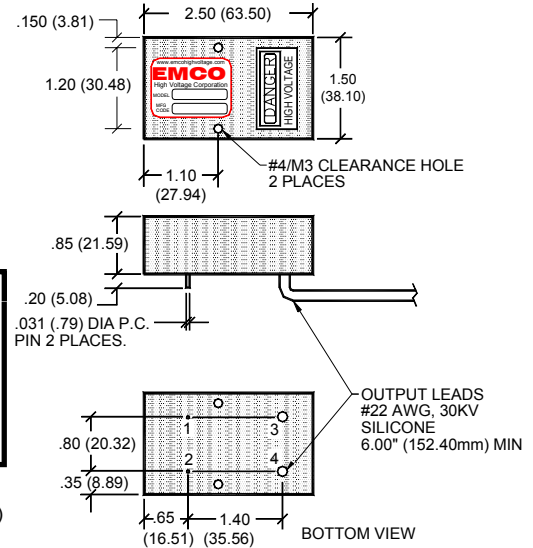
Dimensions are in Inches
 Dimensional Tolerances: ± .03 (.76mm)
 (Metric Equivalents in

AVAILABLE OPTIONS

AB-External Mounting Box
 H- Mounting Holes
 Epoxy: **A.** Low Outgassing (NASA approved per ASTM E-595-93)
B. UL 94 V0 flammability rating
 RoHS(- 'R' suffix denotes the product is designed to meet RoHS requirements i.e E01CTR)

WEIGHT: 3 oz. Approx.(85grams)
PACKAGING: Epoxy Encapsulated
CASE MATERIAL: Glass- filled Epoxy

**E70CT
THRU
E121CT**

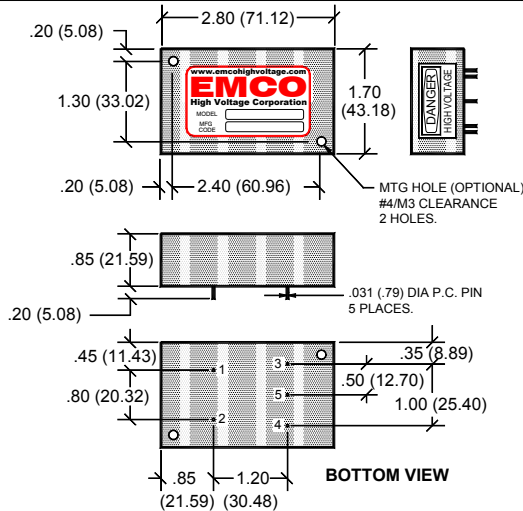


AVAILABLE OPTIONS

AB-External Mounting Box
 H- Mounting Holes
 Epoxy: **A.** Low Outgassing (NASA approved per ASTM E-595-93)
B. UL 94 V0 flammability rating
 RoHS(- 'R' suffix denotes the product is designed to meet RoHS requirements i.e E70CTR)

WEIGHT: 3 oz. Approx.(85grams)
PACKAGING: Epoxy Encapsulated
CASE MATERIAL: Glass- filled Epoxy

**F01CT
THRU
F60CT**

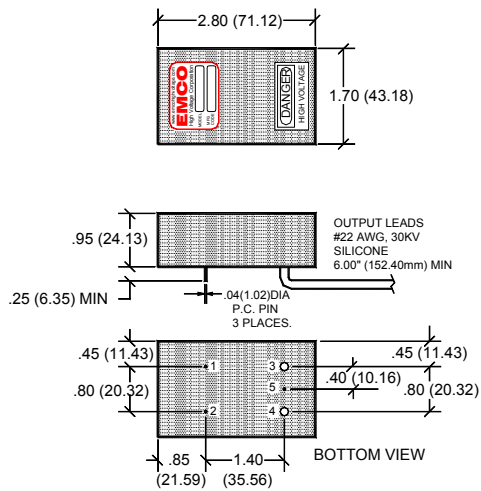


AVAILABLE OPTIONS

H- Mounting Holes
 Epoxy: **A.** Low Outgassing (NASA approved per ASTM E-595-93)
B. UL 94 V0 flammability rating
 RoHS(- 'R' suffix denotes the product is designed to meet RoHS requirements i.e F60CTR)

WEIGHT: 4 oz. Approx (113 grams)
PACKAGING: Epoxy Encapsulated
CASE MATERIAL: Aluminum

**F80CT
THRU
F121CT**



AVAILABLE OPTIONS

Epoxy: **A.** Low Outgassing (NASA approved per ASTM E-595-93)
B. UL 94 V0 flammability rating
 RoHS(- 'R' suffix denotes the product is designed to meet RoHS requirements i.e F121CTR)

WEIGHT: 4 oz. Approx(113 grams)
PACKAGING: Epoxy Encapsulated
CASE MATERIAL: Aluminum